

Self-Propelled Articulating Booms

Z™ -30/20N & Z™ -30/20N RJ

Specifications

Models	Z-30/20N		Z-30/20N RJ	
Measurements	US	Metric	US	Metric
Working height maximum*	36 ft	11.14 m	35 ft 2 in	10.89 m
Platform height maximum	30 ft	9.14 m	29 ft 2 in	8.89 m
Horizontal reach maximum	21 ft 5 in	6.53 m	20 ft 6 in	6.25 m
Up and over clearance maximum	12 ft 8 in	3.86 m	12 ft 8 in	3.86 m
A Platform length	2 ft 6 in	0.76 m	2 ft 6 in	0.76 m
B Platform width	3 ft 10 in	1.17 m	3 ft 10 in	1.17 m
C Height - stowed	6 ft 6.5 in	2 m	6 ft 6.5 in	2 m
D Length - stowed	16 ft 9 in	5.11 m	17 ft 5 in	5.31 m
E Storage height	6 ft 10 in	2.08 m	7 ft 4 in	2.24 m
F Storage length	11 ft 6 in	3.5 m	12 ft	3.66 m
G Width	3 ft 11 in	1.19 m	3 ft 11 in	1.19 m
H Wheelbase	5 ft 3 in	1.60 m	5 ft 3 in	1.60 m
A Ground clearance - center	3.5 in	0.09 m	3.5 in	0.09 m

Productivity

Lift capacity	500 lbs	227 kg	500 lbs	227 kg
Platform rotation	180°		180°	
Vertical jib rotation	139°		139°	
Horizontal jib rotation	—		180°	
Turntable rotation	355° non-continuous		355° non-continuous	
Turntable tailswing	zero		zero	
Drive speed - stowed	3.0 mph	4.8 km/h	3.0 mph	4.8 km/h
Drive speed - raised**	0.68 mph	1.1 km/h	0.68 mph	1.1 km/h
Gradeability - stowed***	35%		35%	
Turning radius - inside	5 ft 5 in	1.65 m	5 ft 5 in	1.65 m
Turning radius - outside	10 ft 7 in	3.23 m	10 ft 7 in	3.23 m
Controls	24 V DC proportional		24 V DC proportional	
Tires - solid non-marking	22x7x17.75 in	.56x.18x.45 m	22x7x17.75 in	.56x.18x.45 m

Power

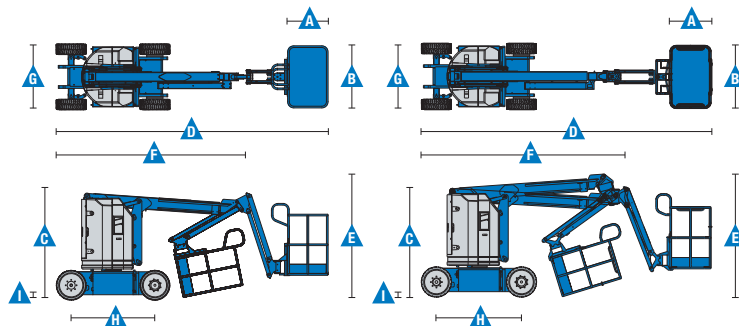
Power source	48 V DC (eight 6 V batteries 390 Ah capacity)	48 V DC (eight 6 V batteries 390 Ah capacity)
Auxiliary power unit	24 V DC	24 V DC
Hydraulic tank capacity	4 gal	15.1 L

Weight****

	14,170 lbs	6,427 kg	14,220 lbs	6,450 kg
--	------------	----------	------------	----------

Standards Compliance

ANSI A92.5, CSA B354.4, EN 280, AS 1418.10



* The metric equivalent of working height adds 2 m to platform height. U.S. adds 6 ft to platform height.

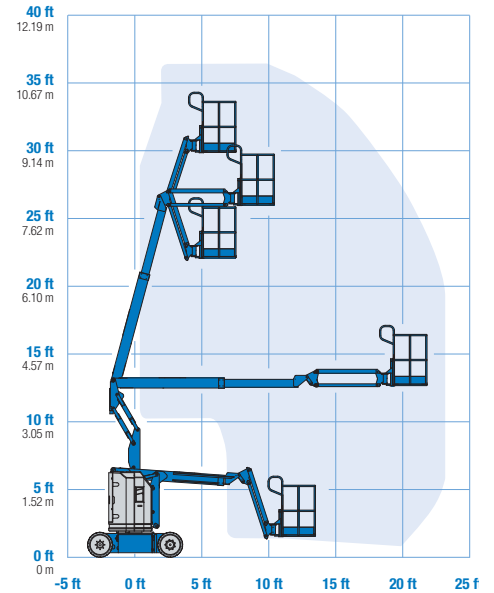
** In lift mode *(platform raised), the machine is designed to operate on firm, level surfaces only.

*** Gradeability applies to driving on slopes. See operator's manual for details regarding slope ratings.

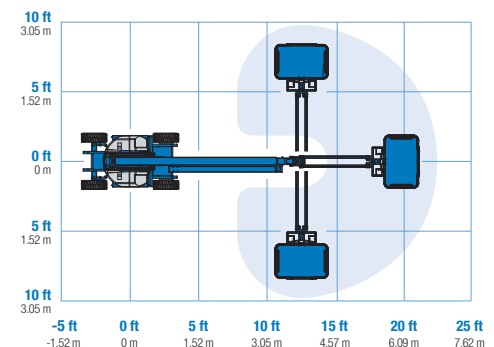
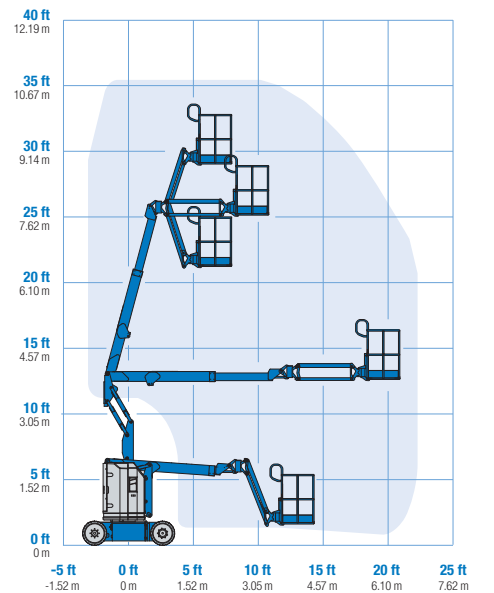
**** Weight will vary depending on options and/or country standards.

www.genielift.com

Range Of Motion Z-30/20N



Range Of Motion Z-30/20N RJ



Self-Propelled Articulating Booms

Z™ -30/20N & Z™ -30/20N RJ

Features

Standard Features	Easily Configured To Meet Your Needs	Options & Accessories
<p>Measurements</p> <p>Z-30/20N</p> <ul style="list-style-type: none"> • 36 ft (11.14 m) working height • 21 ft 5 in (6.53 m) horizontal reach • 12 ft 8 in (3.86 m) up and over clearance • Up to 500 lbs (227 kg) lift capacity <p>Z-30/20N RJ</p> <ul style="list-style-type: none"> • 35 ft 2 in (10.89 m) working height • 20 ft 6 in (6.25 m) horizontal reach • 12 ft 8 in (3.86 m) up and over clearance • Up to 500 lbs (227 kg) lift capacity <p>Productivity</p> <ul style="list-style-type: none"> • 4 ft (1.22 m) jib boom with 139° working range • Self-leveling platform • Hydraulic platform rotation • Fully proportional controls • Thumb rocker steer • Drive enable • AC power cord to platform • Horn • Hour meter • Tilt alarm • Descent & travel alarms • 355° non-continuous turntable rotation • Zero tailswing and front arm swing <p>Power</p> <ul style="list-style-type: none"> • 48 V DC deep cycle battery pack • 24 V DC auxiliary power • Universal 30A battery smart charger 	<p>Platform</p> <ul style="list-style-type: none"> • Steel 3 ft 10 in (1.17 m) <p>Jib Options</p> <ul style="list-style-type: none"> • 4 ft (1.22 m) jib boom • 4 ft (1.22 m) horizontal rotating jib boom <p>Power</p> <ul style="list-style-type: none"> • 48 V DC power source <p>Drive</p> <ul style="list-style-type: none"> • 2WD <p>Tire</p> <ul style="list-style-type: none"> • Solid rubber non-marking 	<p>Productivity</p> <ul style="list-style-type: none"> • Platform swing gate • Half-mesh platform inserts with swing gate • Platform top auxiliary rail • Air line to platform • Aircraft protection package (Not available on RJ model)* • Hostile environment package • Fire resistant hydraulic oil • Biodegradable hydraulic oil • Tool tray • Fluorescent tube caddy • Pipe cradle (pair) • Flashing beacon • Platform work lights • Lockable platform control box cover <p>Power</p> <ul style="list-style-type: none"> • AGM batteries • EE UL583 Fire Protection rating • Battery charge indicator (BCI) • Low voltage interrupt with BCI • 800 watt 120VAC power inverter



* Reduces platform weight capacity to 440 lbs

Genie United States

18340 NE 76th Street
P.O. Box 97030
Redmond, Washington 98073-9730
Telephone +1 (425) 881-1800
Toll Free in USA/Canada +1 (800)-536-1800
Fax +1 (425) 883-3475

Genie Europe

The Maltings
Wharf Road
Grantham NG31 6BH
UK
Telephone +44 (0)1476 584333
Fax +44 (0)1476 584334
Email: AWP-InfoEurope@terex.com

Distributed By:



mainline
PLANT • ACCESS • TRAINING • POWER

Effective Date: January, 2013. Product specifications and prices are subject to change without notice or obligation. The photographs and/or drawings in this document are for illustrative purposes only. Refer to the appropriate Operator's Manual for instructions on the proper use of this equipment. Failure to follow the appropriate Operator's Manual when using our equipment or to otherwise act irresponsibly may result in serious injury or death. The only warranty applicable to our equipment is the standard written warranty applicable to the particular product and sale and we make no other warranty, express or implied. Products and services listed may be trademarks, service marks or trade names of Terex Corporation and/or their subsidiaries in the USA and many other countries. Genie is a registered trademark of Terex South Dakota, Inc. © 2013 Terex Corporation.