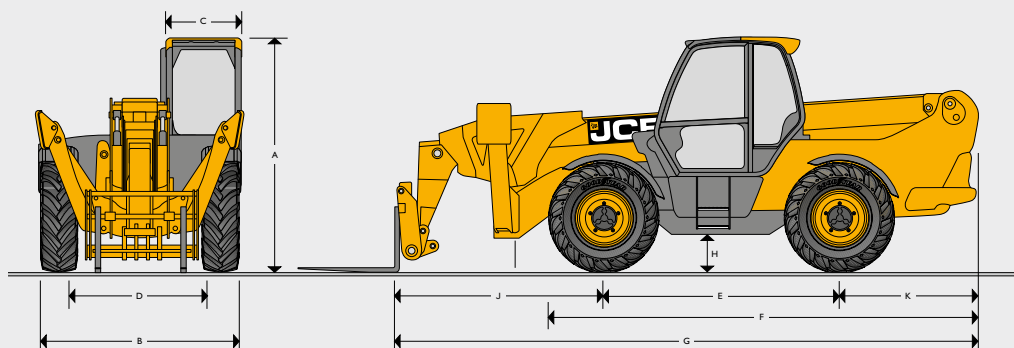


STATIC DIMENSIONS



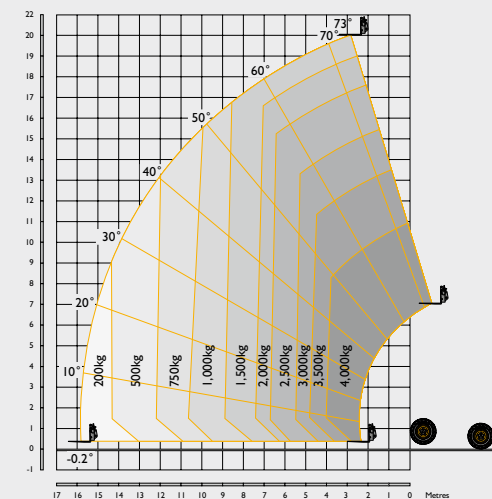
A	Overall height	m	2.72
B	Overall width (over tyres)*	m	2.44
C	Inside width of cab	m	0.94
D	Front track	m	1.97
E	Wheelbase	m	2.75
F	Overall length to front tyres	m	5.09
G	Overall length to front carriage	m	6.81
H	Ground clearance	m	0.41
J	Front wheel centre to carriage	m	2.39
K	Rear wheel centre to rear face	m	1.67
	Overall width with stabilisers fully deployed	m	3.82
	Outside turn radius (over tyres)	m	4.1
	Carriage roll back angle	degrees	39
	Carriage dump angle	degrees	8.8
	Weight	kg	12985
	Tyres		17.5-25

*Dependant upon tyre specified.

LIFT PERFORMANCE

With stabiliser extended

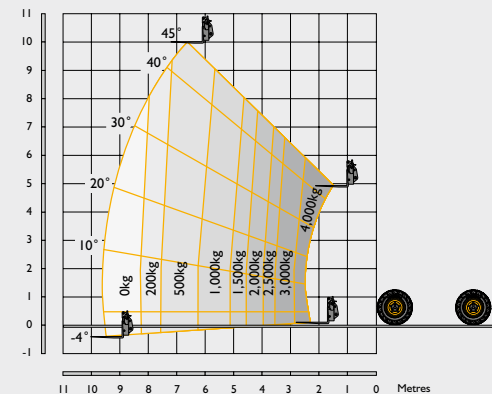
Maximum lift capacity	kg	4000
Lift capacity to full height	kg	1500
Lift capacity at full reach	kg	200
Lift height	m	20
Reach at maximum lift height	m	2.82
Maximum forward reach	m	15.9
Reach with 1 tonne load	m	10.65
Placing height	m	19.1



LIFT PERFORMANCE

With stabiliser retracted

Maximum lift capacity	kg	4000
Lift capacity to maximum lift height	kg	500
Lift capacity at full reach	kg	0
Maximum lift height	m	10.27
Reach at maximum lift height	m	6.42
Maximum forward reach	m	9.63
Reach with 1 tonne load	m	6.25
Placing height	m	9.1



Chassis Levelling (Sway)

With stabilisers retracted (Sway angle $\pm 9^\circ$)

SERVICE CAPACITIES

Fuel tank	litres	146
Hydraulic tank	litres	150
Coolant	litres	23

HYDRAULICS

Operating system pressure	bar	260
Flow at system pressure @ 2200rpm	ltr/min	140
Hydraulic Cycle Times		Seconds
Lift		17.3
Lower		15.9
Extend		28.1
Retract		22.7
Bucket dump		6.1
Bucket crowd		5.9

ENGINE

	Standard	Standard	Option
Engine standard	Stage II	Stage III	Stage III
Manufacturer	JCB	JCB	JCB
Displacement	4.4	4.4	4.4
No. of cylinders	4	4	4
Bore size	103	103	103
Stroke	132	132	132
Aspiration	Turbo	Turbocharged cooled	Turbocharged cooled
Power rating			
Power @ 2200rpm	74.2 (100)	74.2 (100)	85 (114)
Torque rating			
Torque @ 1300rpm	425	440	440

TRANSMISSION

JCB powershift transmission incorporating torque converter, bevel box and a 4 speed powershift gearbox in one resiliently mounted unit.

A combined steering column mounted switch incorporating directional control and 4 forward and 4 reverse powershift gears.

Travel speed 29kph.

Front and rear drive axles: JCB epicyclic hub reduction drive/steer axles with Max-Trac torque proportioning differentials.

BRAKES

Service brakes: Servo-assisted, hydraulically activated, self-adjusting, oil-immersed multi-disc type on front and rear axle.

Parking brake: Hand operated disc brake on output of gearbox.

BOOM AND CARRIAGE

JCB clearview Q-fit self-levelling carriage with lever operated pin locking accepts pallet forks and a wide range of attachments.

ELECTRICS

12 v negative earth. 95 AH battery. 95 amp alternator. Full road lighting. Reversing light. Direction indicators. Hazard warning. Reverse alarm.

CAB

Quiet safe and comfortable cab conforms to ROPS ISO 3471 and FOPS ISO 3449. Tinted glass all round. Laminated roof screen. Roof bars, front, rear and roof screen wash/wipe and heater/screen demister. Opening rear window. Audio-visual warning system for coolant temperature, engine oil pressure, air cleaner, battery charge, transmission oil temperature and pressure, water in fuel. Hourmeter, road speed indicator, engine temperature, fuel gauge and clock. Servo joystick hydraulic control lever. Adjustable steer column with stalk bar powershift change and forward reverse shuttle. Throttle and brake pedal. Adjustable suspension seat with adjacent park brake. Automatic eye level audio-visual load moment indicator warning system receiving a signal from a load sensor on the rear axle. This system continuously monitors the machine's forward stability and leaves the operator in control at all times. Fitted with levelling inclinometer, plus indicator lamps to show when the stabilisers are on firm ground. Operator presence switch in seat.

*Adaptive Load Control for EU territories conforms to EN15000. *Complies to the latest visibility legislation EN15830 for EU territories.

STEERING

Hydrostatic power steering. Three steer mode options: front wheel steer; all wheel steer; crab steer: operated from in the cab by a selection switch.

OPTIONS AND ACCESSORIES

Options: Front and rear working lights, rotating flashing beacon, fire extinguisher, traction and industrial tyres, electrical 2/4WD select, windscreen and roof guard, air suspension seat, roof and front screen blind, radio kit, air conditioning, sideshift, reversing fan.